

HERA Hyperspectral Camera **SWIR 900-1700 nm**

HERA IPERSPETTRALE is a compact and rugged hyperspectral camera that enables an innovative approach to spectral imaging.

With its unique and patented technology based on time-domain **Fourier Transform** detection, HERA provides an **exceptional spatial-spectral resolution** and a superior **sensitivity** in low-light illumination conditions.

Key Features

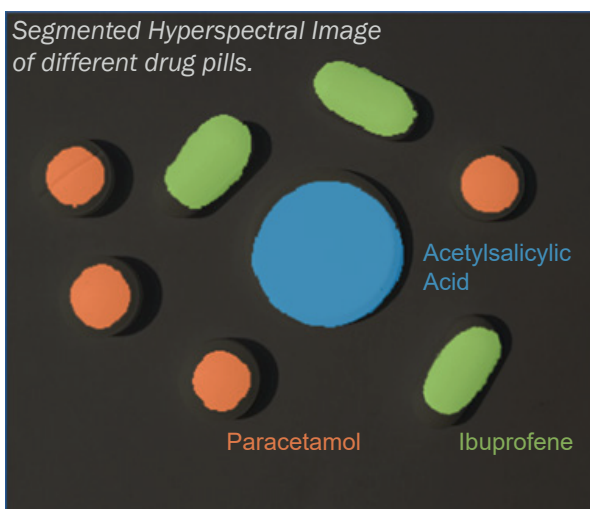
- High spatial & spectral resolution
- High sensitivity and throughput
- Compact and lightweight
- Export data in ENVI format
- User friendly software (measurement & data analysis)

Applications

- Fluorescence imaging
- Plastic Sorting
- Biology and Microbiology
- Agriculture and food quality
- Pharmaceuticals
- Art Conservation
- Forensics

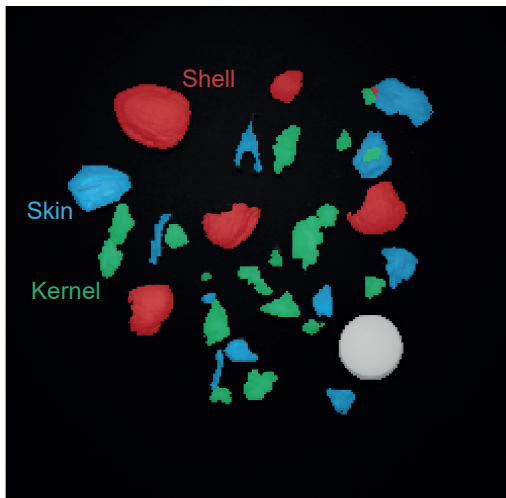
Customer Benefits

- Ease of use: place it on the tripod, **point it to the sample and measure**
- The high throughput ensures high-quality data even at the lowest light dose
- Portable, plug and play device

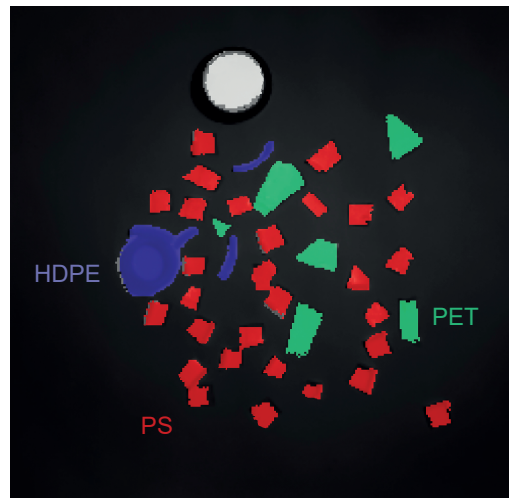


Exploit built-in statistical algorithms in the Analysis App to automatically segment the image, or export the hyperspectral image in standard formats for a further processing.





Classified image of walnuts: the shell (in red), the internal skin (in blue) and the kernel (green). The white circle is a Spectralon reference.



Classified image of plastic parts: HDPE (purple), PET (green) and PS (red). The white circle is a Spectralon reference.

Technical specifications

Spectral range	900 - 1700 nm
Sensor spatial resolution	640 x 512 pixels
User adjustable spectral resolution	<5 nm @ 900 nm <20 nm @ 1700 nm
Sensor	cooled InGaAs ($\Delta T = 30^\circ$)
Number of bits	14 bits
Software interface	Labview based interface
Number of spectral bands	∞^*
Field of view	11 degrees**
Working distance	1.5 m - ∞
Dimensions	220 x 160 x 105 mm
Weight	2.85 kg
Minimum Computer Requirements	16 GB RAM, SSD drive suggested

*HERA is FT spectroscopy based instrument and number of spectral bands is software selectable and independent from measurement time

**The Field of View can be extended (up to 18 degrees) by adding an optional lens in front of the camera